

A scenic view of the Cliffs of Moher in Ireland, showing the rugged, layered rock formations meeting the Atlantic Ocean under a blue sky with scattered clouds. The cliffs are topped with green grass and some small structures. The water is a deep blue-green, with white foam from the waves crashing against the base of the cliffs.

Irish Resident Travel by County 2019 & 2021

Trips, Spend and Nights spent in Ireland by Irish Residents 2019 and 2021

August 2022



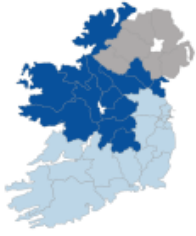
Table of contents

1. Border, Midland and Western NUTS 2 Region

- i. [Irish Resident Trips and Spend 2019 & 2021](#)
- ii. [Irish Resident Nights and Length of Stay 2019 & 2021](#)

2. Southern and Eastern NUTS 2 Region

- i. [Irish Resident Trips and Spend 2019 & 2021](#)
- ii. [Irish Resident Nights and Length of Stay 2019 & 2021](#)



Irish Resident Trips and Spend 2019 & 2021 Border, Midland and Western NUTS 2 Region



Donegal		
Trips (000s)	2019	445
	2021	290
	2021 vs 2019	-35%
Spend (€mn)	2019	97
	2021	103
	2021 vs 2019	7%

Cavan & Leitrim		
Trips (000s)	2019	310
	2021	117
	2021 vs 2019	-62%
Spend (€mn)	2019	53
	2021	23
	2021 vs 2019	-56%

Louth & Monaghan		
Trips (000s)	2019	285
	2021	113
	2021 vs 2019	-60%
Spend (€mn)	2019	40
	2021	17
	2021 vs 2019	-59%

Sligo		
Trips (000s)	2019	337
	2021	152
	2021 vs 2019	-55%
Spend (€mn)	2019	63
	2021	36
	2021 vs 2019	-43%

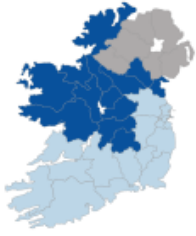
Laois & Offaly		
Trips (000s)	2019	192
	2021	83
	2021 vs 2019	-57%
Spend (€mn)	2019	24
	2021	11
	2021 vs 2019	-53%

Westmeath		
Trips (000s)	2019	210
	2021	112
	2021 vs 2019	-47%
Spend (€mn)	2019	27
	2021	18
	2021 vs 2019	-32%

Galway		
Trips (000s)	2019	1,077
	2021	573
	2021 vs 2019	-47%
Spend (€mn)	2019	211
	2021	139
	2021 vs 2019	-34%

Mayo		
Trips (000s)	2019	658
	2021	319
	2021 vs 2019	-52%
Spend (€mn)	2019	137
	2021	69
	2021 vs 2019	-50%

Roscommon & Longford		
Trips (000s)	2019	170
	2021	110
	2021 vs 2019	-35%
Spend (€mn)	2019	26
	2021	20
	2021 vs 2019	-23%



Irish Resident Nights and Length of Stay 2019 & 2021 Border, Midland and Western NUTS 2 Region



Donegal		
Nights (000s)	2019	1,363
	2021	1,458
	2021 vs 2019	7%
Length of Stay (nights)	2019	3.1
	2021	5.0
	2021 vs 2019	1.9

Cavan & Leitrim		
Nights (000s)	2019	750
	2021	328
	2021 vs 2019	-56%
Length of Stay (nights)	2019	2.4
	2021	2.8
	2021 vs 2019	0.4

Louth & Monaghan		
Nights (000s)	2019	565
	2021	234
	2021 vs 2019	-59%
Length of Stay (nights)	2019	2.0
	2021	2.1
	2021 vs 2019	0.1

Sligo		
Nights (000s)	2019	888
	2021	512
	2021 vs 2019	-42%
Length of Stay (nights)	2019	2.6
	2021	3.4
	2021 vs 2019	0.8

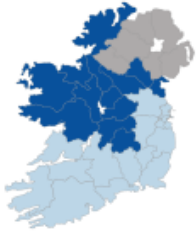
Laois & Offaly		
Nights (000s)	2019	340
	2021	161
	2021 vs 2019	-53%
Length of Stay (nights)	2019	1.8
	2021	1.9
	2021 vs 2019	0.1

Westmeath		
Nights (000s)	2019	380
	2021	261
	2021 vs 2019	-31%
Length of Stay (nights)	2019	1.8
	2021	2.3
	2021 vs 2019	0.5

Galway		
Nights (000s)	2019	2,972
	2021	1,969
	2021 vs 2019	-34%
Length of Stay (nights)	2019	2.8
	2021	3.4
	2021 vs 2019	0.6

Mayo		
Nights (000s)	2019	1,933
	2021	975
	2021 vs 2019	-50%
Length of Stay (nights)	2019	2.9
	2021	3.1
	2021 vs 2019	0.2

Roscommon & Longford		
Nights (000s)	2019	364
	2021	280
	2021 vs 2019	-23%
Length of Stay (nights)	2019	2.1
	2021	2.5
	2021 vs 2019	0.4



Irish Resident Trips and Spend 2019 & 2021 Southern and Eastern NUTS 2 Region



Dublin		
Trips (000s)	2019	1,763
	2021	783
	2021 vs 2019	-56%
Spend (€mn)	2019	296
	2021	157
	2021 vs 2019	-47%

Kildare & Carlow		
Trips (000s)	2019	398
	2021	235
	2021 vs 2019	-41%
Spend (€mn)	2019	56
	2021	41
	2021 vs 2019	-26%

Meath		
Trips (000s)	2019	237
	2021	96
	2021 vs 2019	-59%
Spend (€mn)	2019	30
	2021	11
	2021 vs 2019	-65%

Wicklow		
Trips (000s)	2019	352
	2021	191
	2021 vs 2019	-46%
Spend (€mn)	2019	53
	2021	43
	2021 vs 2019	-19%

Clare		
Trips (000s)	2019	571
	2021	261
	2021 vs 2019	-54%
Spend (€mn)	2019	110
	2021	72
	2021 vs 2019	-34%

Limerick		
Trips (000s)	2019	349
	2021	166
	2021 vs 2019	-52%
Spend (€mn)	2019	51
	2021	34
	2021 vs 2019	-33%

Tipperary		
Trips (000s)	2019	276
	2021	104
	2021 vs 2019	-62%
Spend (€mn)	2019	40
	2021	16
	2021 vs 2019	-60%

Kilkenny		
Trips (000s)	2019	387
	2021	93
	2021 vs 2019	-76%
Spend (€mn)	2019	48
	2021	16
	2021 vs 2019	-67%

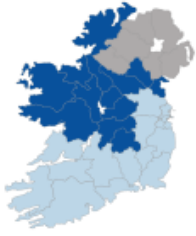
Waterford		
Trips (000s)	2019	460
	2021	232
	2021 vs 2019	-50%
Spend (€mn)	2019	90
	2021	51
	2021 vs 2019	-43%

Wexford		
Trips (000s)	2019	826
	2021	378
	2021 vs 2019	-54%
Spend (€mn)	2019	171
	2021	84
	2021 vs 2019	-51%

Cork		
Trips (000s)	2019	1,211
	2021	653
	2021 vs 2019	-46%
Spend (€mn)	2019	225
	2021	167
	2021 vs 2019	-26%

Kerry		
Trips (000s)	2019	1,105
	2021	602
	2021 vs 2019	-46%
Spend (€mn)	2019	299
	2021	162
	2021 vs 2019	-46%

PRESENTA



Irish Resident Nights and Length of Stay 2019 & 2021 Southern and Eastern NUTS 2 Region



Dublin			
Nights (000s)	2019	3,395	
	2021	1,840	
	2021 vs 2019	-46%	
Length of Stay (nights)	2019	1.9	
	2021	2.4	
	2021 vs 2019	0.5	

Kildare & Carlow			
Nights (000s)	2019	786	
	2021	583	
	2021 vs 2019	-26%	
Length of Stay (nights)	2019	2.0	
	2021	2.5	
	2021 vs 2019	0.5	

Meath			
Nights (000s)	2019	423	
	2021	149	
	2021 vs 2019	-65%	
Length of Stay (nights)	2019	1.8	
	2021	1.5	
	2021 vs 2019	-0.3	

Wicklow			
Nights (000s)	2019	753	
	2021	609	
	2021 vs 2019	-19%	
Length of Stay (nights)	2019	2.1	
	2021	3.2	
	2021 vs 2019	1.1	

Clare			
Nights (000s)	2019	1,555	
	2021	1,023	
	2021 vs 2019	-34%	
Length of Stay (nights)	2019	2.7	
	2021	3.9	
	2021 vs 2019	1.2	

Limerick			
Nights (000s)	2019	713	
	2021	482	
	2021 vs 2019	-32%	
Length of Stay (nights)	2019	2.0	
	2021	2.9	
	2021 vs 2019	0.9	

Tipperary			
Nights (000s)	2019	557	
	2021	226	
	2021 vs 2019	-59%	
Length of Stay (nights)	2019	2.0	
	2021	2.2	
	2021 vs 2019	0.2	

Kilkenny			
Nights (000s)	2019	671	
	2021	222	
	2021 vs 2019	-67%	
Length of Stay (nights)	2019	1.7	
	2021	2.4	
	2021 vs 2019	0.7	

Waterford			
Nights (000s)	2019	1,267	
	2021	728	
	2021 vs 2019	-43%	
Length of Stay (nights)	2019	2.8	
	2021	3.1	
	2021 vs 2019	0.3	

Wexford			
Nights (000s)	2019	2,411	
	2021	1,195	
	2021 vs 2019	-50%	
Length of Stay (nights)	2019	2.9	
	2021	3.2	
	2021 vs 2019	0.3	

Cork			
Nights (000s)	2019	3,171	
	2021	2,362	
	2021 vs 2019	-26%	
Length of Stay (nights)	2019	2.6	
	2021	3.6	
	2021 vs 2019	1.0	

Kerry			
Nights (000s)	2019	4,212	
	2021	2,289	
	2021 vs 2019	-46%	
Length of Stay (nights)	2019	3.8	
	2021	3.8	
	2021 vs 2019	0.0	