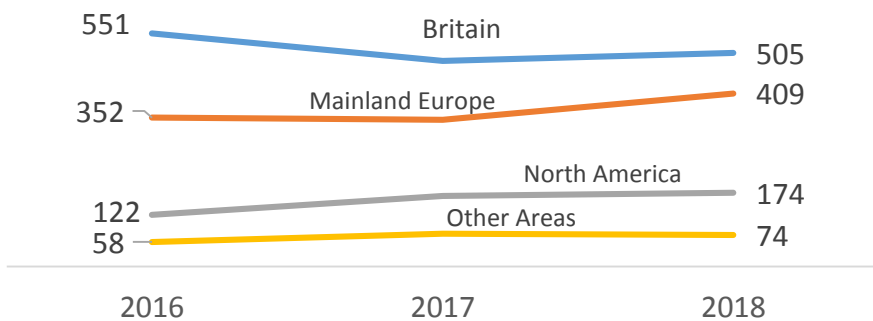


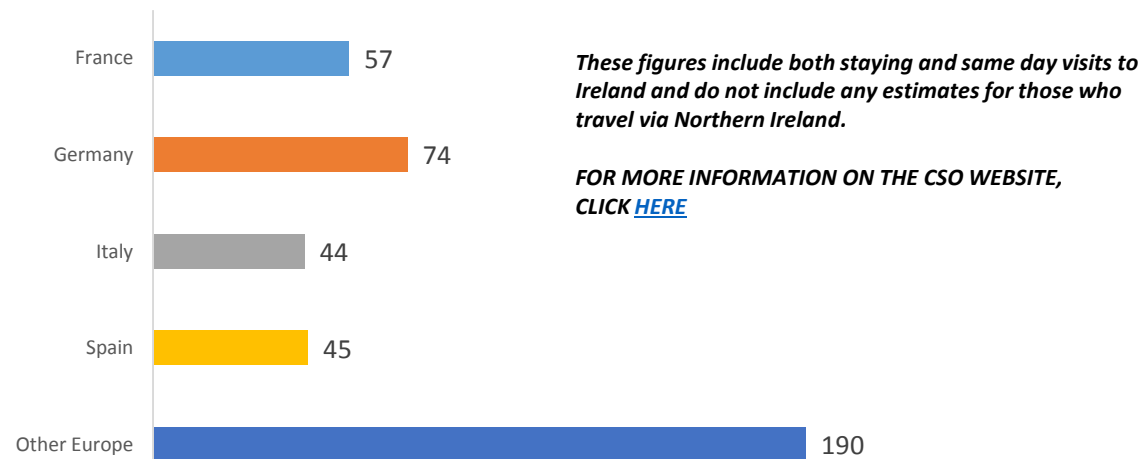
The CSO's latest release on Overseas Travel was published on 27<sup>th</sup> March 2018. Fáilte Ireland's Research Team have summarised the latest results below:

Fig. 1: Overseas trips to Ireland (000s) JANUARY –FEBRUARY 2016 to 2018



January and February account for about 11% of overseas trips to Ireland each year. Trips from Great Britain grew by 4% to 505,000 compared to first two months of 2017. However, the volume of British trips is 9% lower than that recorded in 2016.

Fig. 3: Breakdown of Trips (000s) from Mainland Europe JANUARY-FEBRUARY 2018

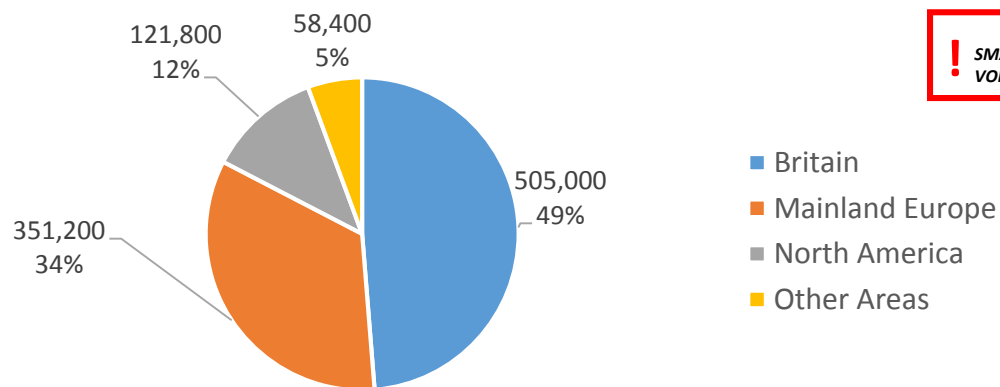


*These figures include both staying and same day visits to Ireland and do not include any estimates for those who travel via Northern Ireland.*

**FOR MORE INFORMATION ON THE CSO WEBSITE, CLICK [HERE](#)**

Just four markets, Germany, France, Spain and Italy accounted for more than half of Mainland European trips to Ireland in the first two months of the year.

Fig. 2: Market Share of Overseas trips JANUARY-FEBRUARY 2018



**! SMALL BASE SO IS SUSCEPTIBLE TO HIGH LEVELS OF VOLATILITY YEAR ON YEAR/MONTH ON MONTH**

The majority of trips to Ireland in January and February came from Britain, more than 80% of overseas trips in originated from either Britain or the rest of Europe.

Fig. 4: Year on Year change (%) JANUARY-FEBRUARY 2018 vs 2017

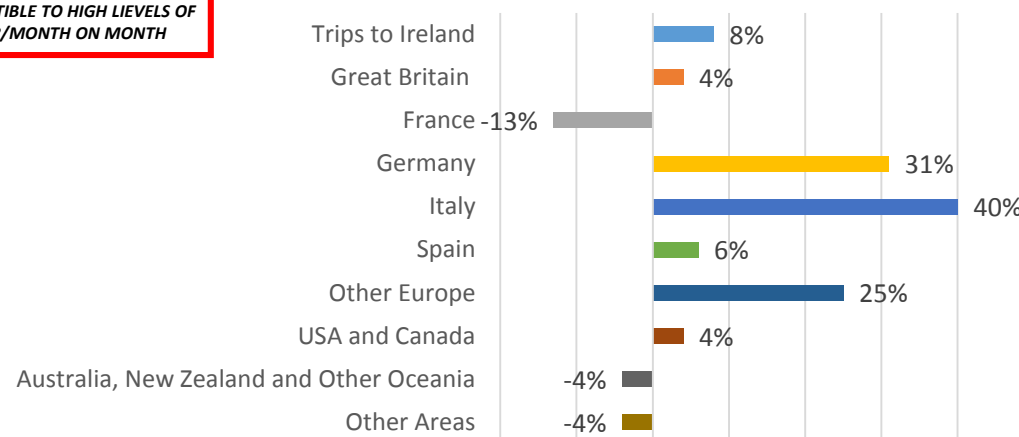
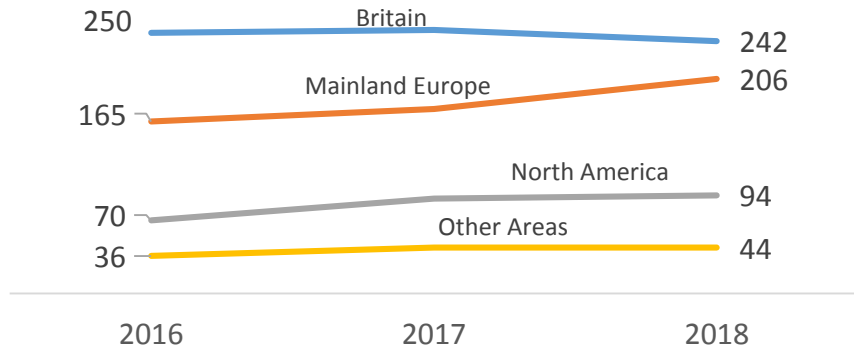
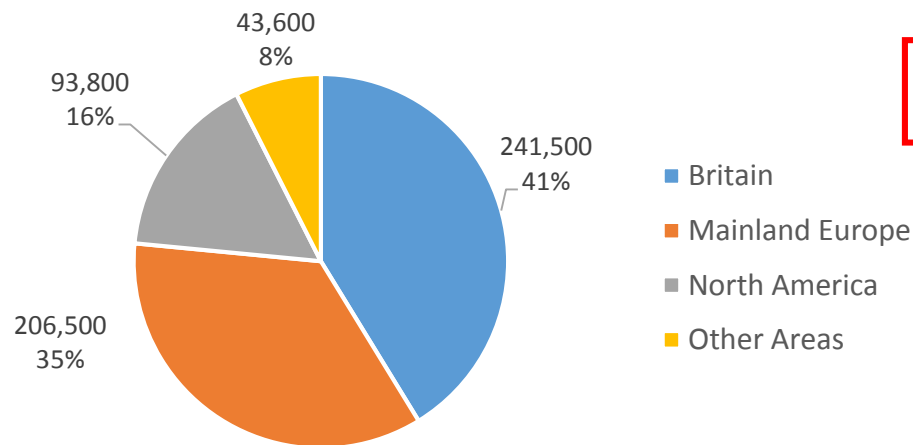


Fig. 1.1: Overseas trips to Ireland (000s) JANUARY 2016 to 2018



January accounts for just about 6% of overseas trips to Ireland each year. Trips from Great Britain fell 4% to 241,500 compared to January 2017. Trips from North America (93,800) and Mainland Europe (206,500) are up 3% and 17% respectively.

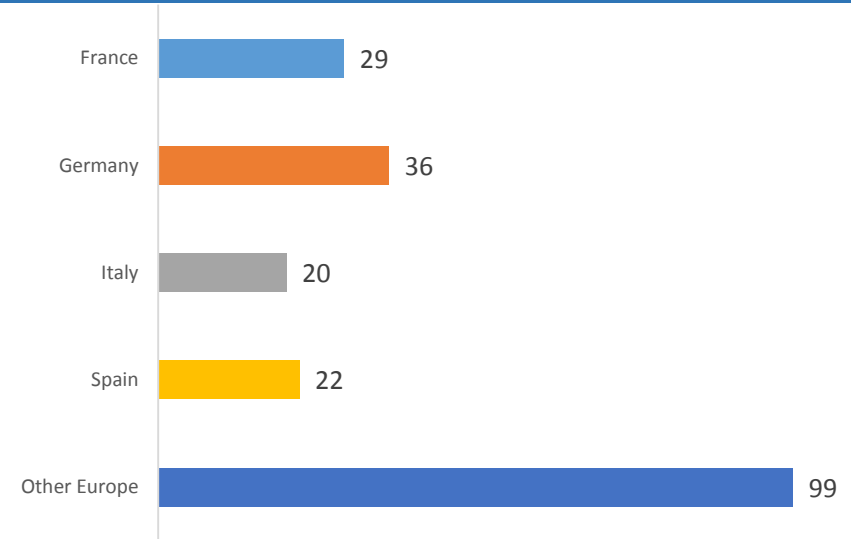
Fig. 2.1: Market Share of Overseas trips JANUARY 2018



**SMALL BASE SO IS SUSCEPTIBLE TO HIGH LEVELS OF VOLATILITY YEAR ON YEAR/MONTH ON MONTH**

The majority of trips to Ireland in January are short haul, more than three quarters come from either Britain or the rest of Europe.

Fig. 3.1: Breakdown of Trips (000s) from Mainland Europe JANUARY 2018



*These figures include both staying and same day visits to Ireland and do not include any estimates for those who travel via Northern Ireland.*

*For more information on the CSO website, Click [here](#)*

Just four markets, Germany, France, Spain and Italy accounted for more than half of Mainland European trips to Ireland in January.

Fig. 4.1: Year on Year change (%) JANUARY 2018 vs 2017

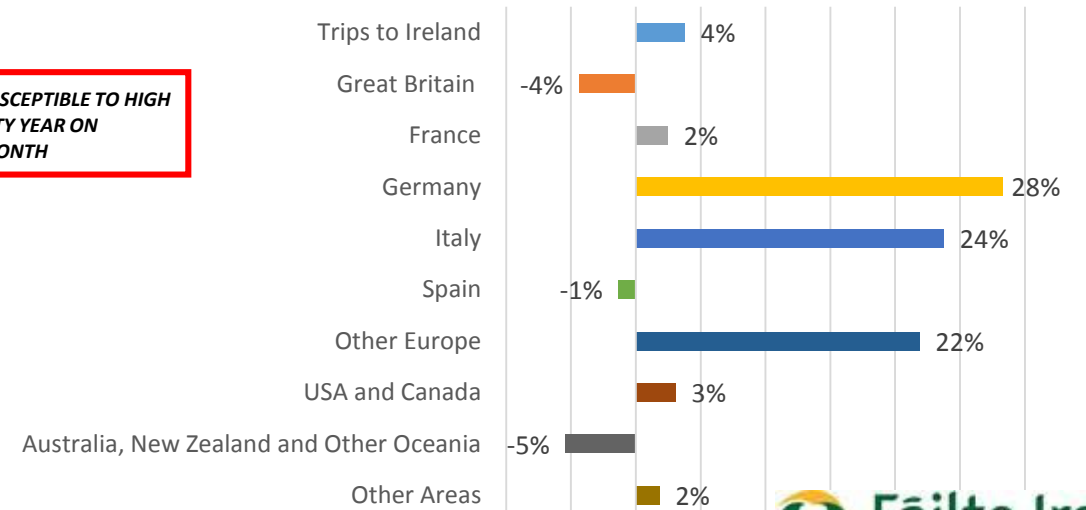
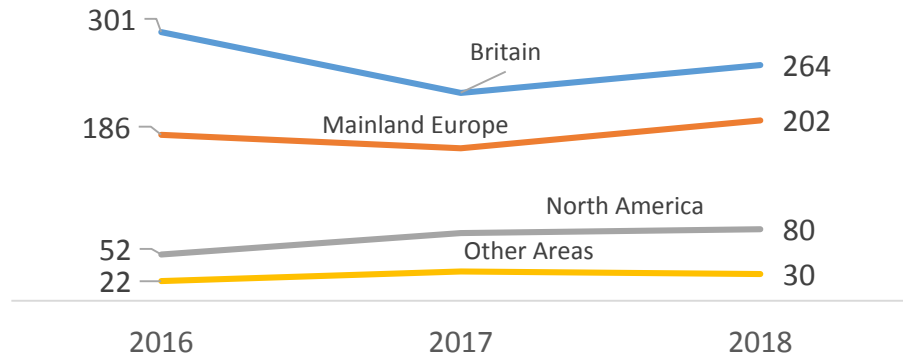
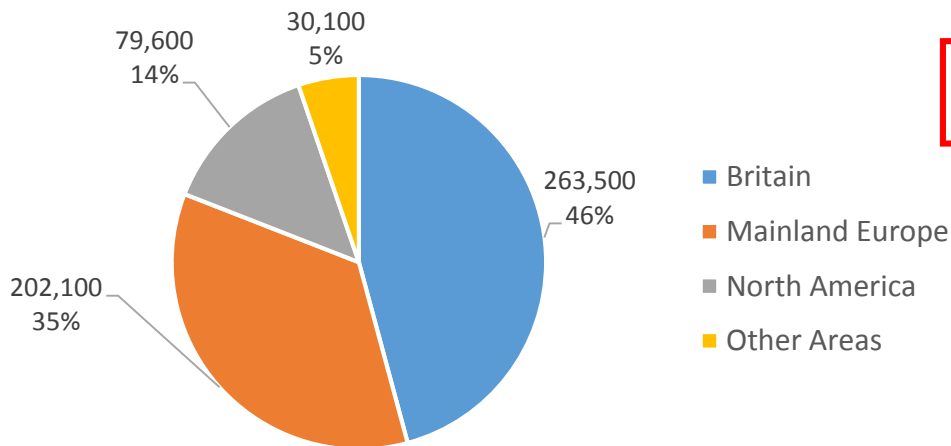


Fig. 1.2: Overseas trips to Ireland (000s) FEBRUARY 2016 to 2018



February accounts for about 5% of overseas trips to Ireland each year. Trips from Great Britain grew 13% to 263,500 compared to February 2017. However, trips from Britain in February were 14% lower than in 2016. Trips from North America (79,600) and Mainland Europe (202,100) are up 5% and 18% respectively.

Fig. 2.2: Market Share of Overseas trips FEBRUARY 2018

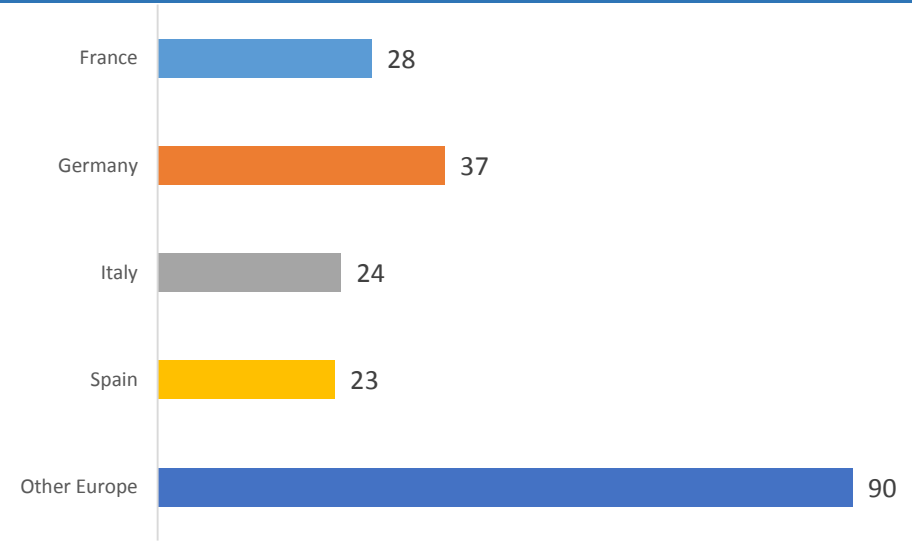


**SMALL BASE SO IS SUSCEPTIBLE TO HIGH LEVELS OF VOLATILITY YEAR ON YEAR/MONTH ON MONTH**

More than 80% of overseas trips to Ireland were short haul, about one in five trips from long haul markets.

PREPARED BY FÁILTE IRELAND'S RESEARCH UNIT

Fig. 3.2: Breakdown of Trips (000s) from Mainland Europe FEBRUARY 2018



*These figures include both staying and same day visits to Ireland and do not include any estimates for those who travel via Northern Ireland.*

*For more information on the CSO website, Click [here](#)*

Just four markets, Germany, France, Spain and Italy accounted for more than half of Mainland European trips to Ireland in February.

Fig. 4.2: Year on Year change (%) FEBRUARY 2018 vs 2017

