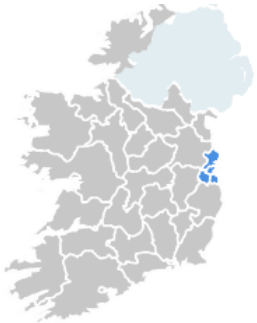


2017 topline tourism performance by region

- Ireland welcomed 9 million overseas tourists in 2017 who spent €4.9 billion during their visit.
- Irish residents took 9.6 million trips within Ireland spending €1.9 billion.
- Some areas are popular among overseas tourists while others welcome a higher share of residents from the island of Ireland.
- The geographical distribution of **tourism** and **associated revenue** is outlined at
 - i. regional (NUTS III) and
 - ii. county level in the following pages.





DUBLIN

5.9 million overseas tourists spent €2 billion
1.5 million Irish residents trips generating €307 million
332,000 Northern Ireland resident trips generating €107 million



MID EAST

633,000 overseas tourists spent €207 million
747,000 Irish residents trips generating €125 million
57,000 Northern Ireland resident trips generating €13 million



MIDLANDS

218,000 overseas tourists spent €85 million
422,000 Irish residents trips generating €71 million
15,000 Northern Ireland resident trips generating €4 million



SOUTH EAST

954,000 overseas tourists spent €271 million
1.4 million Irish residents trips generating €253 million
46,000 Northern Ireland resident trips generating €14 million



BORDER

746,000 overseas tourists spent €271 million
1 million Irish residents trips generating €189 million
648,000 Northern Ireland resident trips generating €141 million



SOUTH WEST

2.4 million overseas tourists spent €968 million
2.1 million Irish residents trips generating €419 million
69,000 Northern Ireland resident trips generating €36 million



WEST

1.9 million overseas tourists spent €694 million
1.6 million Irish residents trips generating €353 million
109,000 Northern Ireland resident trips generating €43 million



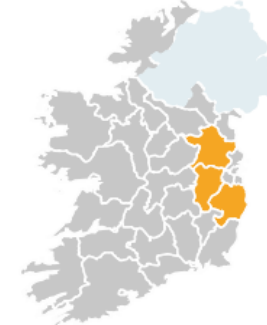
MIDWEST

1.4 million overseas tourists spent €444 million
879,000 Irish residents trips generating €162 million
41,000 Northern Ireland resident trips generating €13 million



DUBLIN

Dublin		
Overseas	Tourists (000s)	5,936
	Revenue (€mn)	1,981
Domestic	Trips (000s)	1,497
	Revenue (€mn)	307



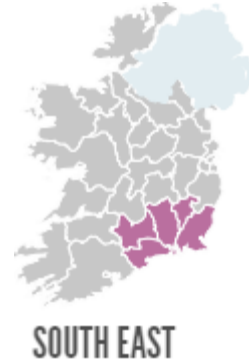
MID EAST

Kildare ¹		
Overseas	Tourists (000s)	211
	Revenue (€mn)	91
Domestic*	Trips (000s)	286
	Revenue (€mn)	36

* Kildare and Carlow as per CSO data

Meath		
Overseas	Tourists (000s)	162
	Revenue (€mn)	44
Domestic	Trips (000s)	223
	Revenue (€mn)	29

Wicklow		
Overseas	Tourists (000s)	275
	Revenue (€mn)	73
Domestic	Trips (000s)	319
	Revenue (€mn)	49



Carlow ¹		
Overseas	Tourists (000s)	79
	Revenue (€mn)	45
Domestic*	Trips (000s)	228
	Revenue (€mn)	36

* Carlow and Kildare as per CSO data

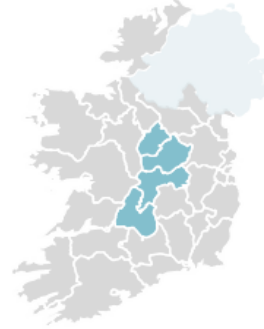
Kilkenny		
Overseas	Tourists (000s)	315
	Revenue (€mn)	55
Domestic*	Trips (000s)	298
	Revenue (€mn)	39

Tipperary (South)		
Overseas	Tourists (000s)	139
	Revenue (€mn)	42
Domestic*	Trips (000s)	248
	Revenue (€mn)	46

*Tipperary North and South as per CSO data

Waterford		
Overseas	Tourists (000s)	255
	Revenue (€mn)	69
Domestic	Trips (000s)	327
	Revenue (€mn)	58

Wexford		
Overseas	Tourists (000s)	232
	Revenue (€mn)	61
Domestic	Trips (000s)	654
	Revenue (€mn)	146



MIDLANDS

Laois ¹		
Overseas	Tourists (000s)	43
	Revenue (€mn)	14
Domestic*	Trips (000s)	228
	Revenue (€mn)	30

* Laois and Offaly as per CSO data

Longford ¹		
Overseas	Tourists (000s)	24
	Revenue (€mn)	10
Domestic*	Trips (000s)	130
	Revenue (€mn)	18

* Longford and Roscommon as per CSO data

Offaly ¹		
Overseas	Tourists (000s)	52
	Revenue (€mn)	16
Domestic*	Trips (000s)	228
	Revenue (€mn)	30

*Offaly and Laois as per CSO data

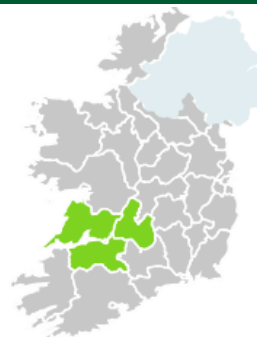
Westmeath		
Overseas	Tourists (000s)	103
	Revenue (€mn)	46
Domestic	Trips (000s)	159
	Revenue (€mn)	18



SOUTH WEST

Cork		
Overseas	Tourists (000s)	1,605
	Revenue (€mn)	631
Domestic	Trips (000s)	1,113
	Revenue (€mn)	202

Kerry		
Overseas	Tourists (000s)	1,277
	Revenue (€mn)	337
Domestic	Trips (000s)	964
	Revenue (€mn)	205

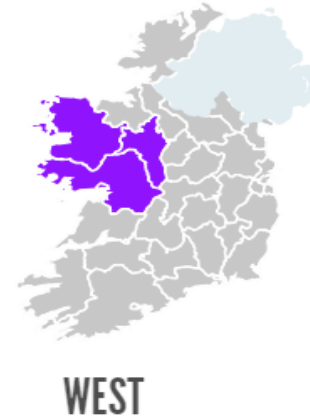


MIDWEST

Clare		
Overseas	Tourists (000s)	749
	Revenue (€mn)	158
Domestic	Trips (000s)	362
	Revenue (€mn)	86

Limerick		
Overseas	Tourists (000s)	647
	Revenue (€mn)	261
Domestic	Trips (000s)	284
	Revenue (€mn)	46

Tipperary (North)		
Overseas	Tourists (000s)	53
	Revenue (€mn)	23
Domestic*	Trips (000s)	248
	Revenue (€mn)	46



Galway		
Overseas	Tourists (000s)	1,673
	Revenue (€mn)	589
Domestic	Trips (000s)	1,024
	Revenue (€mn)	247

Mayo		
Overseas	Tourists (000s)	324
	Revenue (€mn)	78
Domestic	Trips (000s)	503
	Revenue (€mn)	108

Roscommon		
Overseas	Tourists (000s)	54
	Revenue (€mn)	27
Domestic*	Trips (000s)	130
	Revenue (€mn)	18

* Roscommon and Longford as per CSO data



BORDER

Cavan ¹		
Overseas	Tourists (000s)	107
	Revenue (€mn)	48
Domestic*	Trips (000s)	206
	Revenue (€mn)	32

* Cavan and Leitrim as per CSO data

Louth ¹		
Overseas	Tourists (000s)	172
	Revenue (€mn)	55
Domestic*	Trips (000s)	179
	Revenue (€mn)	30

* Louth and Monaghan as per CSO data

Donegal		
Overseas	Tourists (000s)	255
	Revenue (€mn)	82
Domestic	Trips (000s)	376
	Revenue (€mn)	96

Monaghan ¹		
Overseas	Tourists (000s)	60
	Revenue (€mn)	25
Domestic*	Trips (000s)	179
	Revenue (€mn)	30

* Monaghan and Louth as per CSO data

Leitrim ¹		
Overseas	Tourists (000s)	41
	Revenue (€mn)	18
Domestic*	Trips (000s)	206
	Revenue (€mn)	32

* Leitrim and Cavan as per CSO data

Sligo		
Overseas	Tourists (000s)	173
	Revenue (€mn)	45
Domestic	Trips (000s)	247
	Revenue (€mn)	51

Note 1: The CSO publishes a combined figure for these counties as the sample size is insufficient to produce a robust result by individual county

Sources and methodology

Estimates are based on information from the CSO's Tourism & Travel and Household Travel Survey (HTS); NISRA's Northern Ireland Passenger Survey (NIPS); Fáilte Ireland's Survey of Overseas Travellers (SOT)

Where do county numbers and revenue come from?

Overseas tourists to counties and associated revenue

The data is derived from the Survey of Overseas Travellers (SOT) which 10,000 interviews with departing overseas tourists at our major air and sea ports. The data is weighted to National Overseas Tourist Numbers and Revenue.

Please note, sample sizes are small for some counties so the data is based on three-year rolling averages and therefore are not suitable for year on year comparison.

Domestic trips to counties and associated revenue

Domestic trips to counties is taken directly from CSO published figures, <http://www.cso.ie/px/pxeirestat/Statire/SelectVarVal/Define.asp?maintable=HTA11&PLanguage=0>
The CSO publishes combined figures for counties where the sample size is insufficient to produce a robust result by individual county. Please see CSO's methodology <http://www.cso.ie/en/methods/tourismandtravel/householdtravelsurvey/>
Fáilte Ireland generates an estimate for domestic revenue by county.